

# LUMINAIRE PHOTOMETRIC TEST REPORT

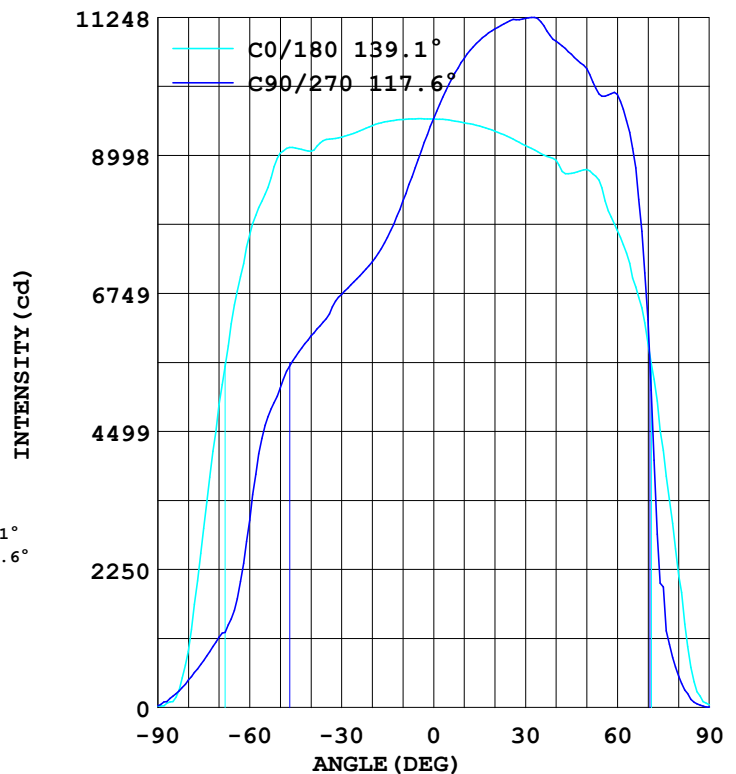
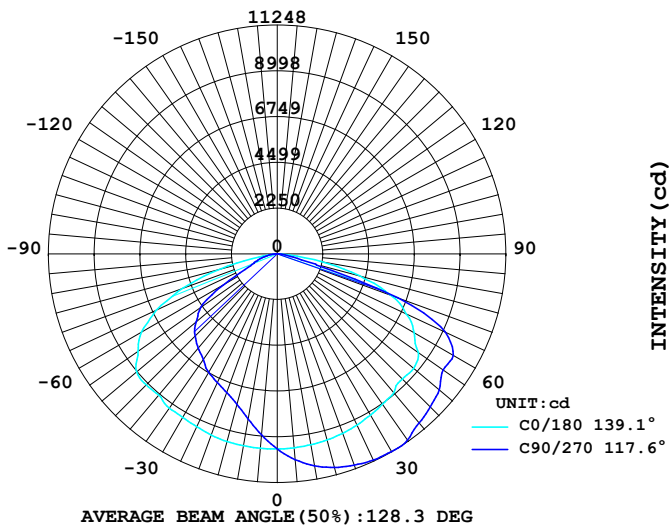
Report number:

MANUFACTURER: ILUMEN GMBH	Address:	
NAME: Klose	TYPE: IL-FL19-N24040-TY4	WEIGHT:
SPECIFICATION: 2835LED、4000K、type4	DIMENSION:	SERIAL No.:

DATA OF LAMP		Imax(cd)	11248	S/MH (C0/180)	1.48
MODEL		EFFICIENCY (%)	100.0	S/MH (C90/270)	1.04
NOMINAL POWER(W)	240	TOTAL FLUX(lm)	35868	Voltage(V)	230.3
RATED VOLTAGE (V)	230	EFFICIENCY (lm/W)	149.5	Current(A)	1.055
NOMINAL FLUX(lm)	35868.0	$\eta$ up (%)	0.0	Power(W)	239.8
LAMPS QUANTITY	1	$\eta$ down (%)	100.0	Power Factor (PF)	0.987
TEST VOLTAGE (V)	230.4	Effective Flux(lm)	35868.0	EEI	0.100

## LUMINOUS INTENSITY DISTRIBUTION

## LUMINOUS INTENSITY DISTRIBUTION



Test System:  
 Temperature: 25.3 DEG  
 Operators:  
 Test Date: 2024.11.22

Test Set: 5.0 deg/s C-Gamma (TYPE C)  
 Humidity: 65.0%  
 Test Distance: 10.000 m  
 Remarks:

---

## Color Temperature Data List

Report number:

MANUFACTURER: ILUMEN GMBH	Address:	
NAME: Klose	TYPE: IL-FL19-N24040-TY4	WEIGHT:
SPECIFICATION: 2835LED、4000K、type4	DIMENSION:	SERIAL No.:

---

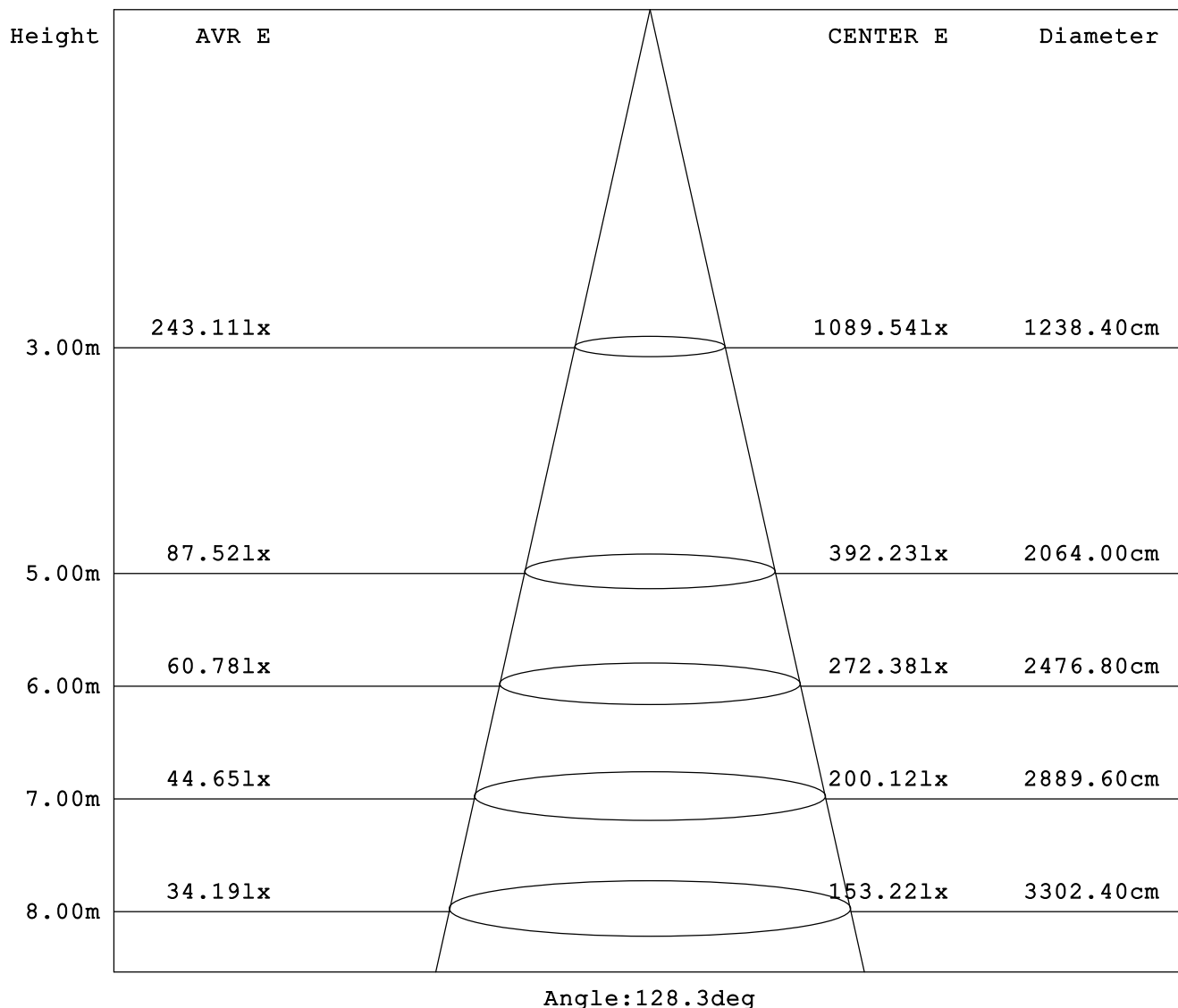
Test System:  
Temperature: 25.3DEG  
Operators:  
Test Date: 2024.11.22

Test Set: 5.0deg/s C-Gamma (TYPE C)  
Humidity: 65.0%  
Test Distance: 10.000 m  
Remarks:

## AVERAGE AND CENTER E Figure

Report number:

MANUFACTURER: ILUMEN GMBH	Address:	
NAME: Klose	TYPE: IL-FL19-N24040-TY4	WEIGHT:
SPECIFICATION: 2835LED、4000K、type4	DIMENSION:	SERIAL No.:



Test System:  
 Temperature: 25.3DEG  
 Operators:  
 Test Date: 2024.11.22

Test Set: 5.0deg/s C-Gamma (TYPE C)  
 Humidity: 65.0%  
 Test Distance: 10.000 m  
 Remarks:

## ZONAL FLUX DIAGRAM

Report number:

MANUFACTURER: ILUMEN GMBH	Address:	
NAME: Klose	TYPE: IL-FL19-N24040-TY4	WEIGHT:
SPECIFICATION: 2835LED、4000K、type4	DIMENSION:	SERIAL No.:

γ	C0	C45	C90	C135	C180	C225	C270	C315	γ	Zone	total
5.0	959.4	995.4	892.7	913.5	957.3	917.5	1015	998.6	0- 5	228.9	228.9
10.0	958.2	1024	825.2	864.2	952.9	874.9	1058	1032	5- 10	681.1	910.0
15.0	955.1	1045	766.2	816.2	947.3	834.8	1087	1055	10- 15	1119	2029
20.0	948.3	1057	726.6	778.4	939.1	802.8	1106	1068	15- 20	1536	3565
25.0	937.8	1059	698.6	746.2	928.8	772.4	1119	1071	20- 25	1932	5497
30.0	929.5	1053	673.3	713.4	915.7	739.3	1123	1070	25- 30	2300	7797
35.0	925.6	1046	633.6	680.3	902.5	704.4	1118	1069	30- 35	2634	10431
40.0	906.6	1045	605.2	643.1	891.6	663.8	1086	1079	35- 40	2917	13349
45.0	911.8	1062	571.5	589.8	870.4	608.1	1064	1089	40- 45	3152	16501
50.0	903.0	1069	520.5	532.5	876.5	537.9	1041	1076	45- 50	3363	19864
55.0	836.7	976.3	459.7	468.3	846.9	474.4	995.9	991.3	50- 55	3444	23308
60.0	770.6	900.1	305.3	396.2	777.5	396.3	999.0	942.6	55- 60	3345	26653
65.0	656.2	858.5	158.1	312.1	700.0	304.9	911.3	905.8	60- 65	3142	29795
70.0	493.9	864.7	114.4	222.1	593.3	207.4	631.9	915.6	65- 70	2765	32561
75.0	292.1	739.9	76.67	99.87	418.8	75.38	196.1	654.8	70- 75	2012	34573
80.0	91.78	277.1	44.50	45.07	215.0	37.68	51.08	182.8	75- 80	973.1	35546
85.0	9.394	37.90	18.67	17.96	41.83	14.86	8.711	21.64	80- 85	276.3	35823
90.0	2.273	0.981	2.614	2.513	4.413	2.650	0.744	1.771	85- 90	45.39	35868
95.0									90- 95		
100.0									95-100		
105.0									100-105		
110.0									105-110		
115.0									110-115		
120.0									115-120		
125.0									120-125		
130.0									125-130		
135.0									130-135		
140.0									135-140		
145.0									140-145		
150.0									145-150		
155.0									150-155		
160.0									155-160		
165.0									160-165		
170.0									165-170		
175.0									170-175		
180.0									175-180		
DEG	LUMINOUS INTENSITY:×10cd									UNIT:lm	

Test System:  
 Temperature:25.3DEG  
 Operators:  
 Test Date:2024.11.22

Test Set: 5.0deg/s C-Gamma (TYPE C)  
 Humidity:65.0%  
 Test Distance:10.000 m  
 Remarks:

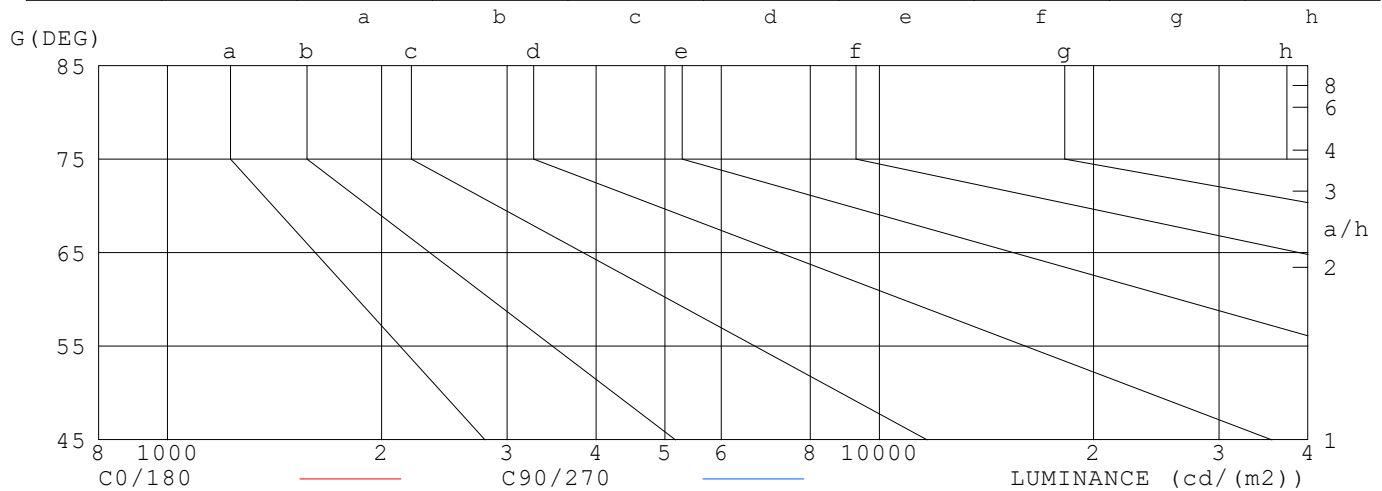
## LUMINANCE LIMITATION CURVES

Report number:

MANUFACTURER: ILUMEN GMBH	Address:	
NAME: Klose	TYPE: IL-FL19-N24040-TY4	WEIGHT:
SPECIFICATION: 2835LED、4000K、type4	DIMENSION:	SERIAL No.:

### LUMINANCE LIMITATION CURVES

GLARE	CLASS	ILLUMINANCE (lx)							
1.15	A	2000	1000	500	<=300				
1.50	B		2000	1000	500	<=300			
1.85	C			2000	1000	500	<=300		
2.20	D				2000	1000	500	<=300	
2.55	E					2000	1000	500	<=300



LUMINANCE $\text{cd}/(\text{m}^2)$		
G (DEG)	C0/180	C90/270
85	29005	55996
80	142232	66985
75	303693	77424
70	388616	87421
65	417831	97816
60	414740	159631
55	392561	209492
50	378049	211669
45	346986	211268

Test System:  
 Temperature: 25.3 DEG  
 Operators:  
 Test Date: 2024.11.22

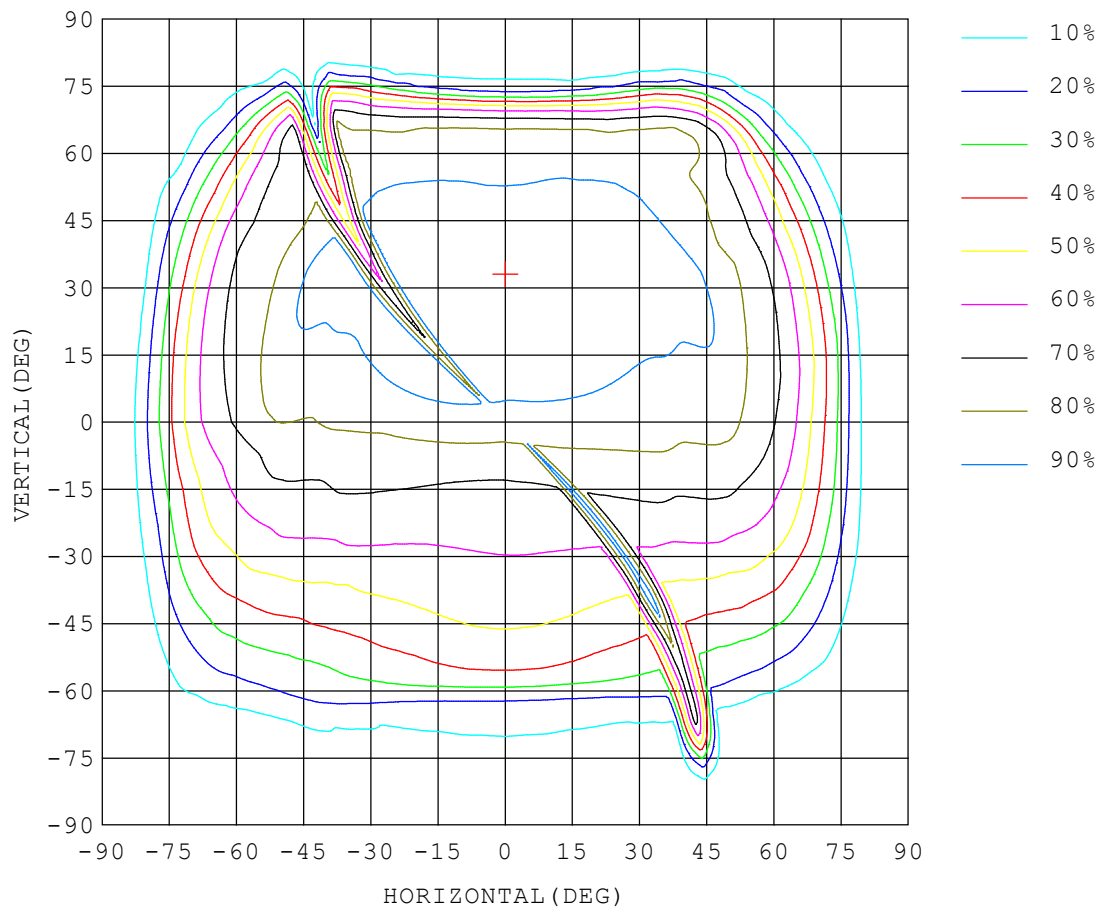
Test Set: 5.0 deg/s C-Gamma (TYPE C)  
 Humidity: 65.0%  
 Test Distance: 10.000 m  
 Remarks:

## ISOCANDELA DIAGRAM

Report number:

MANUFACTURER: ILUMEN GMBH	Address:	
NAME: Klose	TYPE: IL-FL19-N24040-TY4	WEIGHT:
SPECIFICATION: 2835LED、4000K、type4	DIMENSION:	SERIAL No.:

UNIT: cd



Test System:  
Temperature: 25.3 DEG  
Operators:  
Test Date: 2024.11.22

Test Set: 5.0 deg/s C-Gamma (TYPE C)  
Humidity: 65.0%  
Test Distance: 10.000 m  
Remarks: